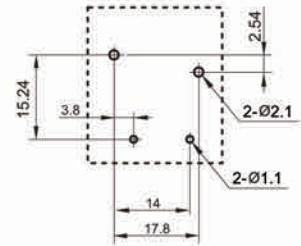
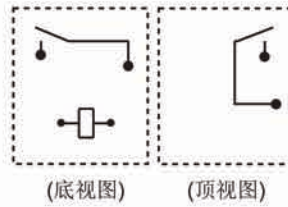
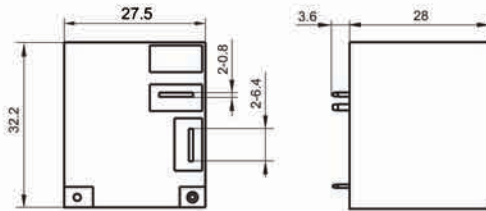


外形图

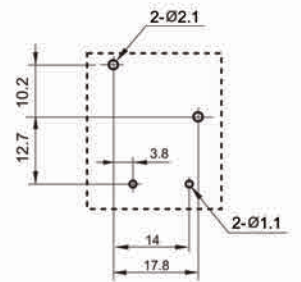
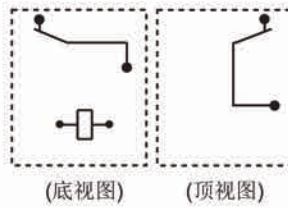
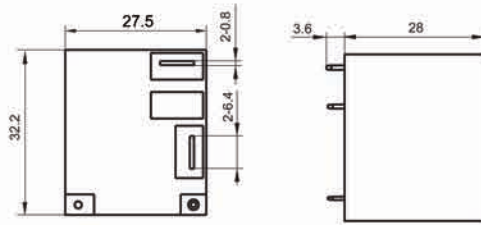
接线图

安装孔尺寸(底视图)

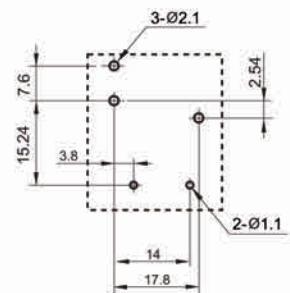
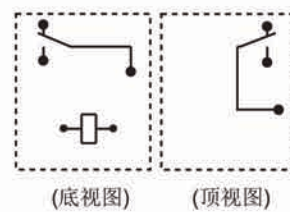
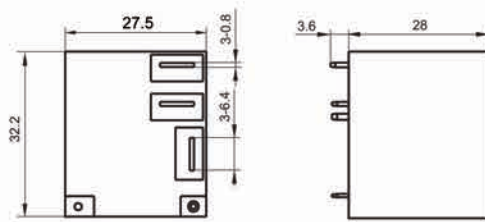
一组常开



一组常闭



一组转换



备注: (1) 产品部分外形尺寸未注尺寸公差, 当外形尺寸 $\leq 1\text{mm}$, 公差为 $\pm 0.2\text{mm}$; 当外形尺寸在 $(1 \sim 5)\text{mm}$ 之间时, 公差为 $\pm 0.3\text{mm}$; 当外形尺寸 $> 5\text{mm}$, 公差为 $\pm 0.4\text{mm}$;
 (2) 安装孔尺寸中未注尺寸公差为 $\pm 0.1\text{mm}$ 。

